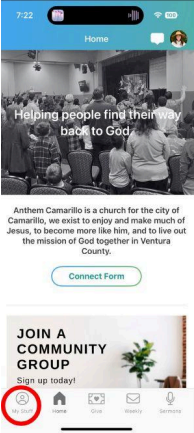
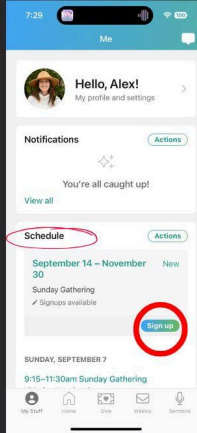
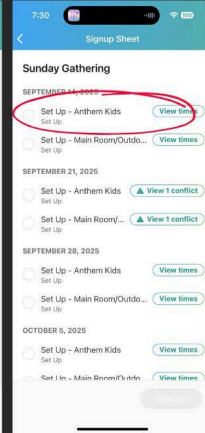
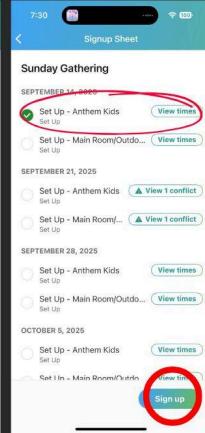
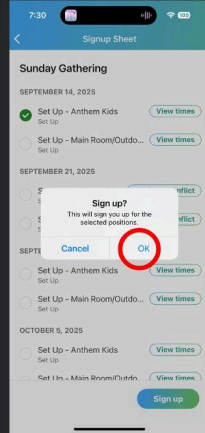
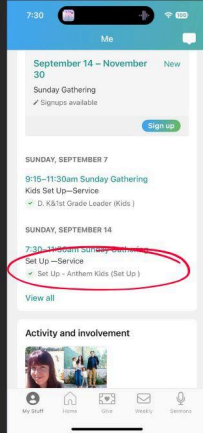
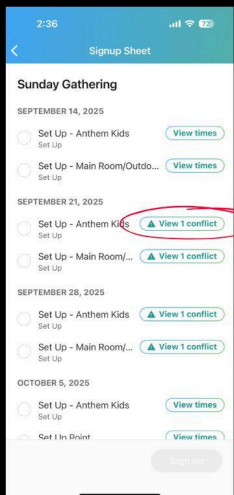
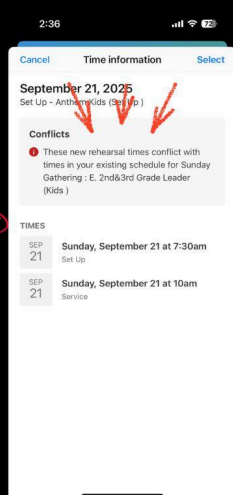
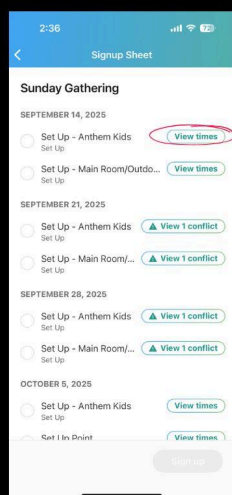
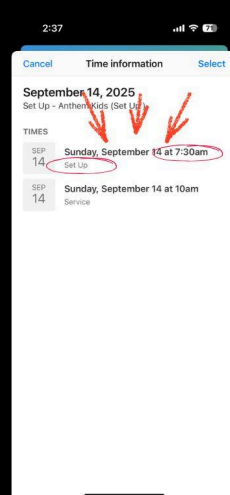


# HOW TO SIGN UP TO SET UP

Make sure you have the Church Center App and are signed in with Anthem Camarillo

Step 1	Step 2	Step 3	Step 4	Step 5	Step 6
					
Open the Planning Center App, Click on the bottom tab <i>My Stuff</i>	Look for the <i>Schedule</i> heading and click on <i>Sign Up</i>	Here you will see a list of dates and positions, scroll through and select your positions.	Once you have selected your positions, click on <i>Sign Up</i>	Click <i>OK</i>	You will be able to see your selected positions under the <i>Schedule</i> heading

## Things that may cause confusion when signing up for Set Up...

			
---	---	--	---

If you see this view 1 conflict, it just means you are scheduled to serve somewhere else that day. If you click on it you can see where you are serving or have been requested to serve. In most cases you can do set up and serve somewhere else, it's up to you whether you want to do that or not.

Set Up is scheduled from 7:30-8:30, if you see something that says 10:00am it is referring to the Sunday Gathering and not the Set Up call time.